



DATASHEET

DQ-Rack

Compact. Reliable. Dante.

OVERVIEW

The DiGiCo DQ-Rack is a 48 input, 24 output rack with Dante connectivity. It also features 4 switchable XLR outputs that can either be analogue outputs or AES outputs, giving a maximum of 28 output channels.

KEY FEATURES

48 Mic Inputs

Up to 24 Line Outputs

4 Switchable AES Outputs

Dante Connectivity

Rack sharing or digital splits at 48kHz

6U Rack Mountable

Gain Tracking™

Redundant PSUs

Flashing screen to indicate system OK from a distance

Locked controls to prevent accidental setting changes

Internal Oscillator



DiGiCo Quantum

Quantum is developed with seventh-generation FPGA devices that further expand audio processing power and ultimately allows DiGiCo to provide its users with an unrivalled amount of additional flexibility.

Quantum. Power. Connectivity. Flexibility

TECHNICAL SPECIFICATIONS

CONNECTIONS

- 48 x XLR Mic Inputs
- 20 x XLR Line Outputs
- 4 x XLR Switchable AES/Line Outputs
- 1 x TFT LCD Menu Screen
- 4 x Menu Buttons
- 2 x Dante EtherCON ports
- 2 x Redundant PSUs
- 1 x USB 2.0 Type B port

SIGNAL PROCESSING

- Internal Oscillator
- Gain Tracking™





A&E SPECIFICATION

The DiGiCo DQ-Rack shall have 48 inputs and 20 line outputs. It shall have an additional 4 outputs shall be configurable as either analogue line outputs or AES digital outputs. The rear panel shall have a Primary and a Secondary EtherCON Dante port. There shall also be a USB Type B port and two redundant PSUs.


The DQ-Rack shall have a TFT LCD menu screen on the rear. When the rack is receiving a valid sync source, the screen shall flash between white and green so that it can be seen from a distance that the rack is syncing correctly. The screen shall be locked until the left and right buttons are both pressed and held for 2 seconds. The left and right buttons shall allow the user to scroll through the different menu items. There shall be a set of menu items that display system information, showing the PSU info and rack firmwares. There shall also be menu items to switch the end 4 outputs between analogue and AES, select the sync source and if the sync source is set to internal, the internal sample rate of the rack, and defaulting the rack. There shall also be a menu option that allows an oscillator signal to be sent to all rack outputs. The signal level shall be chosen between -96dB and 0dB and the signal frequency shall be chosen between 20Hz and 22kHz.

The dimensions of the DQ-Rack shall be: 482.7 (w) x 253 (d) x 265.9 (h) mm
The weight of the DQ-Rack shall be: 11kg

AUDIO SPECIFICATIONS

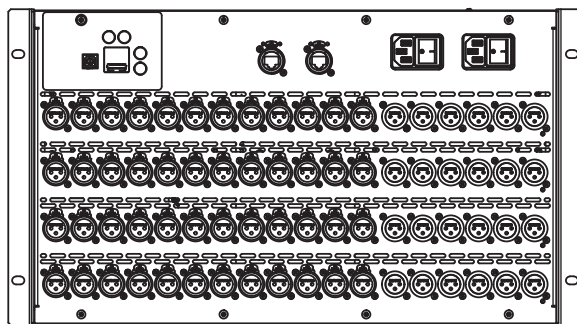
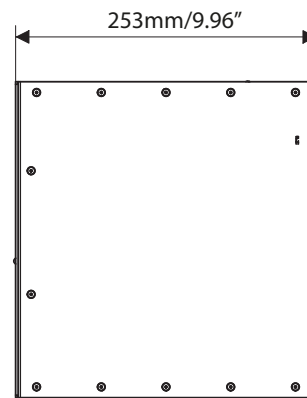
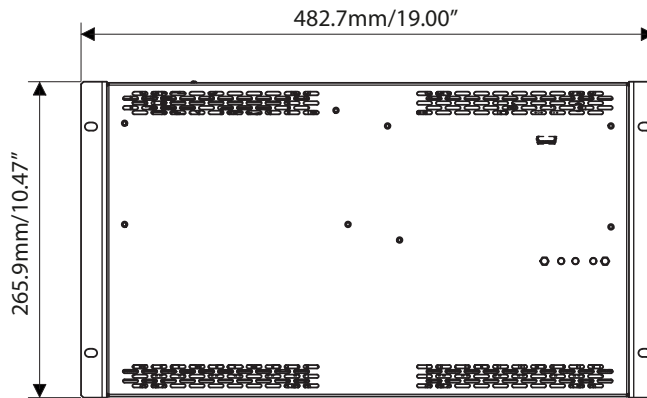
Sample Rate: 48kHz or 96kHz
Crosstalk: TBC
Analogue Input Frequency Response: TBC
Analogue EIN: TBC
Dynamic Range: TBC
Input Impedance: TBC
CMRR: TBC
AES Distortion: TBC
Analogue Distortion: TBC
AES Cable Length: TBC
Phantom Power: TBC
Oscillator Level: -96dB to 0dB
Oscillator Frequency: 20Hz to 22kHz
Gain Range: TBC
System Delay: TBC
Maximum Input Level: TBC
Maximum Output Level: TBC

In a world as competitive for engineers as it is for console owners, you want the best tools you can lay your hands on. You also want a console and audio tools as well thought out for every major application as they are designed for the art and science of sound engineering.



LINE DRAWING

All dimensions in mm



PHYSICAL

Dimensions: 482.7mm (w) x 253mm (d) x 265.9mm (h)

Weight: 11kg

Power Requirements: 100-240V~, 50-60Hz, 2.0A

Redundancy: PSUs x 2

Product Code: X-DQ-RACK

DiGiCo HQ

Unit 10 Silverglade Business Park Leatherhead Road, Chessington,
Surrey, KT9 2QL, United Kingdom
info@digiconsoles.com

©DiGiCo 2021. All brand and product names are copyright to their respective owners
E&OE

www.digico.biz

 **DiGiCo**
www.digico.biz

DiGiCo DQ-Rack Datasheet